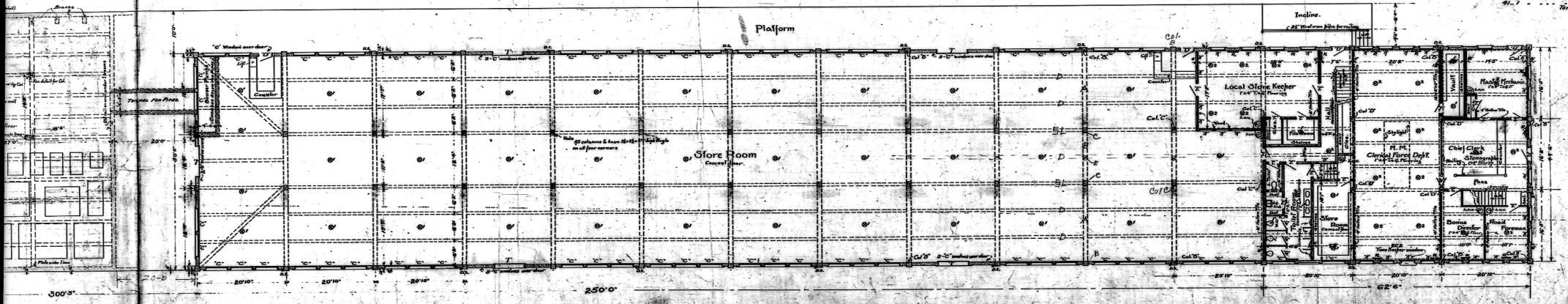


A.T. AND S.F.R.Y. Co.
LOS ANGELES DIVISION
DRAWING NO 79-7440 SHEET NO. 1
PROPOSED STORE HOUSE AND OFFICES
AT
SAN BERNARDINO CAL.
LOS ANGELES CAL.
DECEMBER 28th 1946

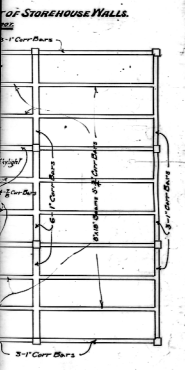
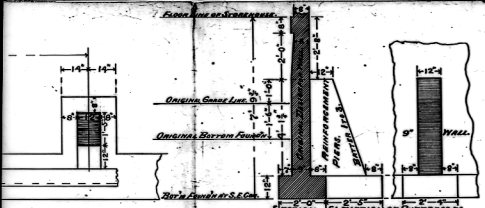
APPROVED *[Signature]*
Chief Engineer

Schedule of Windows		Schedule of Doors	
W1 30"x36" S.I.L.	W2 30"x36" I.I.L.	D1 30"x36" G.D. E.P.	D2 30"x36" I.D.
W3 30"x36" S.I.L.	W4 30"x36" S.I.L.	D3 30"x36" Vault door	D4 30"x36" Vault door
W5 30"x36" S.I.L.		D5 Titled doors (Case Detail)	D6 Titled doors (Case Detail)
		D7 Titled doors (Case Detail)	D8 Titled doors (Case Detail)
		D9 30"x36" Vault door	D10 30"x36" Vault door
			D11 30"x36" Vault door

EXERCISE LICENSE
L. B. DOWNING
4.7
12.3
10.2
11.5
12.8



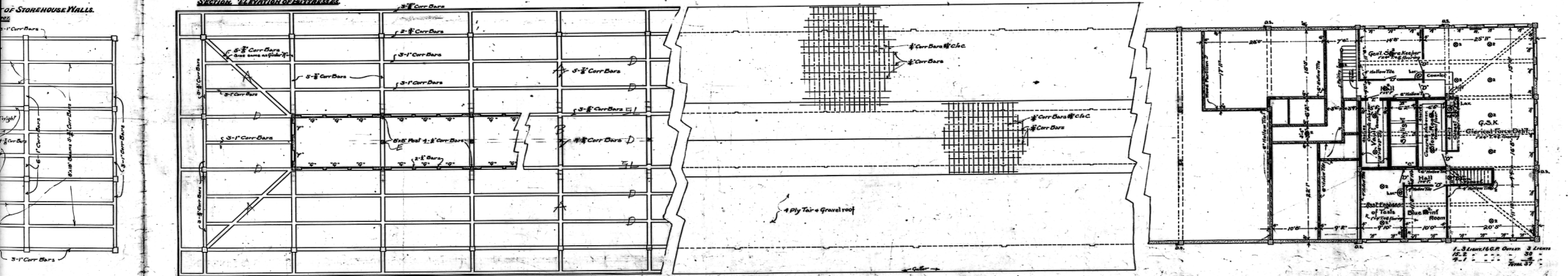
FLOOR PLAN OF STORE ROOM SCALE 3/10
FIRST FLOOR PLAN OF OFFICES



A.T. AND S.F.R.Y. Co.
LOS ANGELES DIVISION
DRAWING NO 79-7440 SHEET NO. 2
PROPOSED STORE HOUSE AND OFFICES
AT
SAN BERNARDINO CAL.
LOS ANGELES CAL.
DECEMBER 28th 1946

APPROVED *[Signature]*
Chief Engineer

Schedule of Doors		Schedule of Windows	
D1 30"x36" G.D. E.P.	D2 30"x36" I.D.	W1 30"x36" S.I.L.	W2 30"x36" I.I.L.
D3 30"x36" Vault door	D4 30"x36" Vault door	W3 30"x36" S.I.L.	W4 30"x36" S.I.L.
		W5 30"x36" S.I.L.	W6 30"x36" S.I.L.
		W7 30"x36" S.I.L.	W8 30"x36" S.I.L.



PLAN SHOWING BEAMS AND VENTILATOR SCALE 3/10
PLAN SHOWING ROOF SCALE 3/10
SECOND FLOOR PLAN OF OFFICES

MM-7440